



### District Report Card: 2017


<b>State:</b> Tamil Nadu	<b>District:</b> Tiruchirappalli
<b>Class:</b> 3	<b>Subject:</b> Language
<b>Schools:</b> 61	<b>Students:</b> 1104


### Participation/Coverage


#### Students

<b>GENDER</b> 	Boys		Girls	
	Number	%	Number	%
	527	47.74	577	52.26

<b>AREA</b> 	Rural		Urban	
	Number	%	Number	%
	710	64.31	394	35.69

<b>CATEGORY</b> 	SC		ST		OBC		GEN	
	Number	%	Number	%	Number	%	Number	%
	232	21.01	24	2.17	676	61.23	172	15.58

<b>CWSN</b> 	LD	VI	HI	S&LD	ID	Oth
	2	3	2	2	3	12

<b>Management</b> 	Government		Government-aided	
	Number	%	Number	%
	614	55.62	490	44.38

### Average Performance of Students in Language (%)

Overall	Gender		Area		Management		Social Group			
	Male	Female	Rural	Urban	Govt.	Aided	SC	ST	OBC	GEN
52.95	51.06	54.69	53.44	52.08	53.85	51.82	50.26	42.50	54.87	50.50

## Performance on Learning Outcomes (LOs)

Learning Outcomes	Description	Average Performance(%)
L304	Reads small texts with comprehension i.e., identifies main ideas, details, sequence and draws conclusions	54.26
L312	Reads printed scripts on the classroom walls: poems, posters, charts etc.	50.34

Range of Performance of Students who Answered Correctly							
Below 30%		30% - 50%		50% - 75%		Above 75%	
Number	%	Number	%	Number	%	Number	%
176	15.94	346	31.34	405	36.68	177	16.03

## Lowest Performing Learning Outcomes (LOs)

1 - Reads printed scripts on the classroom walls: poems, posters, charts etc. (50.34)

2 - Reads small texts with comprehension i.e., identifies main ideas, details, sequence and draws conclusions (54.26)